





















# Phonics in Year One!



Ellenbrook

COMMUNITY PRIMARY SCHOOL

# Phase 3 Sounds

j 	v 	w 	x 	y 	z 	zz 	qu 
ch 	sh 	th 	ng 	ai 	ee 	igh 	oa 
oo 	oo 	ar 	or 	ur 	ow 	oi 	ear 
air 	ure 	er 					

j v w y

**single sounds**

ch sh ng

**digraphs**

igh ear air

**trigraphs**

# Sound buttons for reading...

cat

chop

chair



# Phase 4 Phonics

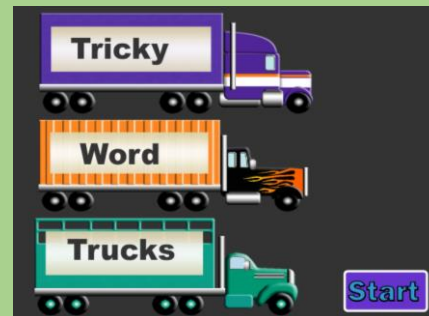
- Consolidation of children's knowledge of Phase 2 and Phase 3.
- Help them to read and spell words with *adjacent consonants* (e.g slip, trap, bank, strong) and *polysyllabic words* (words with more than one syllable e.g. sandpit, dolphin, yesterday)








# Phase 4 Tricky Words


Tricky Words			
said	so	have	like
do	some	come	were
there	little	one	when
out	what		

<https://www.phonicsplay.co.uk/member-only/TrickyWordTrucks.html>



# Phase 4 Tricky Words

so	do	some		said	were	do
like		come		like		there
have		were		what		what
said		there		out		
START		little	one	when		



**FINISH!**

Roll a die to move along the board.

### Phase 4 tricky words bingo!

Word boards: children take 4 vowels (a, e, i, o) and use them to write the words in the board. First to cover their board shouts "BINGO!"

said	were	there
have	like	little

### Phase 4 tricky words bingo!

Word boards: children take 4 vowels (a, e, i, o) and use them to write the words in the board. First to cover their board shouts "BINGO!"

so	one	do
when	some	out

### Phase 4 tricky words bingo!

Word boards: children take 4 vowels (a, e, i, o) and use them to write the words in the board. First to cover their board shouts "BINGO!"

come	what	said
were	have	there

### Phase 4 tricky words bingo!

Word boards: children take 4 vowels (a, e, i, o) and use them to write the words in the board. First to cover their board shouts "BINGO!"

like	little	so
one	do	when

### Phase 4 tricky words bingo!

Word boards: children take 4 vowels (a, e, i, o) and use them to write the words in the board. First to cover their board shouts "BINGO!"

some	out	come
what	said	have

### Phase 4 tricky words bingo!

Word boards: children take 4 vowels (a, e, i, o) and use them to write the words in the board. First to cover their board shouts "BINGO!"

were	like	there
little	what	do



# Phase 5 Phonics

- Broaden children's knowledge of phonemes and graphemes.

A phoneme – the way a 'sound' is pronounced

A grapheme – the way a 'sound' is written

e.g.

h

- Children will learn new graphemes for sounds they already know...

e.g. ai - rain (PHASE 3)

ay – day (PHASE 5)

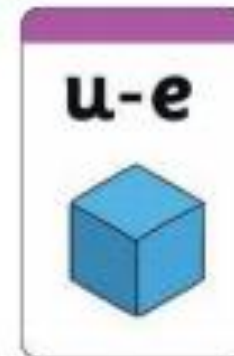
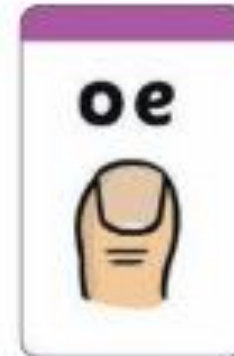



a-e - cake (PHASE 5)

- As well as alternative pronunciations for the same grapheme...

e.g. ea - tea , head and break



# Phase 5 Sounds



# Split digraphs...


- When a digraph is split by a consonant e.g.

**i-e**    **bike**    **kite**    **time**

**o-e**    **home**    **phone**    **spoke**



Geraldine the Giraffe



# Phase 5

## Tricky Words

Tricky Words			
oh	their	people	Mr
Mrs	looked	called	asked
could			



# Alien/Nonsense Words



These are words with no definition.

We use these words to ensure children are segmenting and blending learnt sounds correctly.



hild



twinkl.co.uk

snemp




twinkl.co.uk

quemp



twinkl.co.uk

fape



twinkl.co.uk

geck



twinkl.co.uk

jound



twinkl.co.uk

# PICNIC on PLUTO



Obb and Bob are brothers. They both love to eat but they like to eat different things. Bob loves to eat snacks with real words on them. Obb loves to eat snacks with fake words on them. Can you drag each snack to the right brother?

<https://www.phonicsplay.co.uk/PicnicOnPluto.html>



Ellenbrook  
COMMUNITY PRIMARY SCHOOL



# By the end of Year 1 we are aiming for children to be able to...

- Respond speedily with the correct sound when shown any grapheme that has been taught.
- For any given sound, write the common graphemes.
- Apply phonic knowledge and skill as the prime approach to reading and spelling unfamiliar words which are not completely decodable.
- Read and spell many common exception words (tricky words).
- Read and spell phonetically decodable words of more than one syllable.



# Useful websites...

<http://www.letters-and-sounds.com/phase-4-games.html>

<https://www.phonicsplay.co.uk/>

<https://www.phonicsbloom.com/>

<https://www.topmarks.co.uk/english-games/5-7-years/letters-and-sounds>

[YouTube – Mr Thorne Network](#)

