





Phase 3



It is important to note that when a child moves on to phase 3 they will still.....

- Work on and reinforce blending and segmenting skills (started in phase 1)
- Recap and use all phase 2 letter sounds and graphemes.



Outcome of Phase 2

The children have learnt:

- 19 phonemes and graphemes
- To blend and segment confidently - reading and writing words containing those sounds
- Tricky words – no, I, go, into, the



In Phase 3 they learn another..




- 25 graphemes – most of which are made up of two letters (digraphs) e.g ai
- So the children can represent another 42 phonemes by a grapheme!
- The names for each letter alongside its sound.
- Tricky words – he, she, we, me, be, you, are, her, was, all, they, my



Phase 3

- First the children learn the final single grapheme sounds j, v, w, x, y, z(zz). qu is taught along side these.
- The children then move onto digraph sounds! These start to get a little trickier!!


How many digraphs do you know?!



Phase 3

➤ They will also cover some trigraph sounds!

How many trigraphs do you know?!



Phase 3

Graphemes

ch

sh

th

ng

ai

ee

igh

oa

oo

Sample words

chip

shop

thin/then

ring

rain

feet

night

boat

boot/look

Graphemes

ar

or

ur

ow

oi

ear

air

ure

er

Sample words

farm

for

hurt

cow


coin

dear

fair



sure

corner



Phase 3

- The children learn to recognise each new phoneme and grapheme.
- They listen for it in words so they know which digraph or trigraph they need to write (segmenting)
- They identify it in words they read so they know which phoneme they need rather than sounding each letter separately.





Phase 3 – 20 minute sessions are fast paced!

- Recap sounds and words previously learnt.
- Learn a new sound and its grapheme.
- Read words and sentences containing that sound.
- Write words and sentences containing that sound.




Phase 3

- Songs and actions for each sound.
- Phoneme aerobics.
- High frequency (including tricky words) – flash cards, beat the clock, word splat.
- Reading - Buried Treasure games, count down, interactive books.
- Writing – hangman, full circle, picture captions.



How we support Phase 3 in the classroom



- Visuals for our writing tables of phase 2 and 3 sounds.
- Tricky word rocks with phase 2 and 3 tricky words.
- HFW charts.
- Shared writing and reading in carpet sessions to include sounds covered in phonics sessions.
- Reading books containing the sounds and words learnt so far.



To complete Phase 3 a child needs to be confident in...



- Representing 42 phonemes by a grapheme!
- Knowing the name for each letter in the alphabet.
- Recognising the tricky words – he, she, we, me, be, you, are, her, was, all, they, my
- Reading and writing CVC words.
- Reading simple two-syllable words and captions.



MANY THANKS TO YOU ALL!

➤ Any questions?

